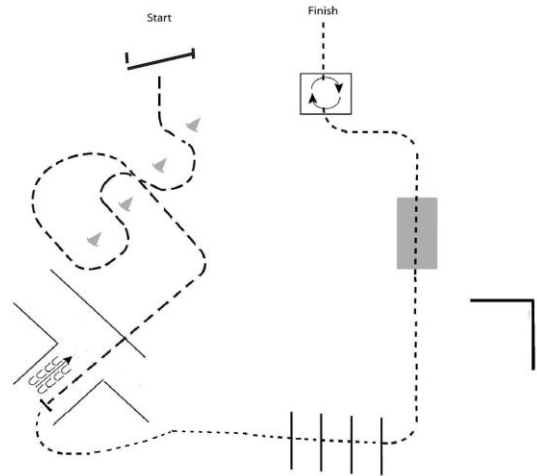




2023 Pattern Book

In Hand & Small Fry Trail

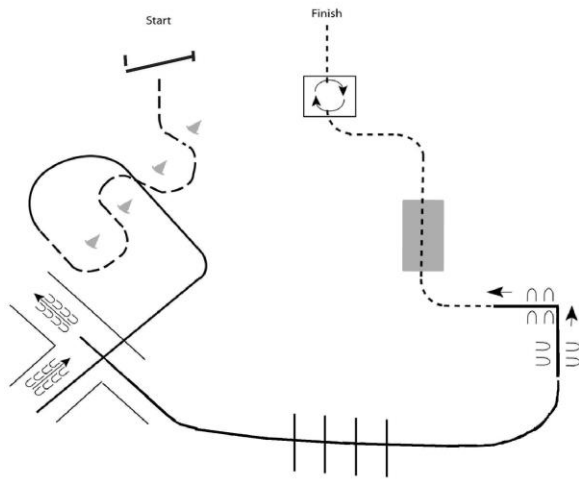


1. Work gate left hand push.
2. Jog weave through cones as shown.
3. Continue jog over pole into chute, halt.
4. Back a few steps.
5. Walk to and over poles as shown.
6. Walk to and over bridge.
7. Walk into box, 360 Right, exit box.

Walk	-----
Jog	- - - - -
Extended Jog	- - - - -
Lope	=====
Leg Yield	
Lead Change	
Back	←←←←←
Marker	Ⓚ
Sidepass	←←←←←

Your pattern is complete.

Color Horse, Junior & Senior Trail

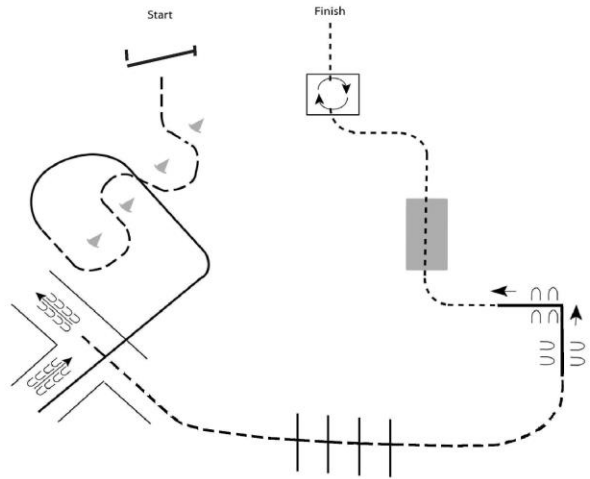


1. Work gate left hand push.
2. Jog weave through cones as shown.
3. Lope Right lead as shown, continue over pole into chute, halt.
4. Back the L.
5. Lope Left lead out of chute and over poles to sidepass.
6. Sidepass Left.
7. Walk to and over bridge.
8. Walk into box, 360 Right, exit box.

Walk	-----
Jog	- - - - -
Extended Jog	- - - - -
Lope	=====
Leg Yield	
Lead Change	
Back	←←←←←
Marker	Ⓚ
Sidepass	←←←←←

Your pattern is complete.

Junior Novice, Adult Novice & Ranch Trail



1. Work gate left hand push.
2. Jog weave thru cones as shown.
3. Lope Right lead as shown, continue over pole, into chute, halt.
4. Back the L.
5. Jog out of chute and over poles to sidepass.
6. Sidepass Left.
7. Walk to and over bridge.
8. Walk into box, 360 Right, exit box.

Walk	-----
Jog	- - - - -
Extended Jog	- - - - -
Lope	=====
Leg Yield	
Lead Change	
Back	←←←←←
Marker	Ⓚ
Sidepass	←←←←←

Your pattern is complete.

Open SMS (Western & English)

Be ready before and facing A.

1. Walk to A.
2. Stop and perform a 1/4 turn.
3. Trot in a half circle and halfway to Judge.
4. Stop and perform a 1/2 turn.
5. Back approximately one horse length.
6. Perform a 1 1/2 turn.
7. Walk to judge and set up for inspection.
8. When dismissed, perform a 1/4 turn and walk straight away from Judge.

Walk -----
 Trot -----
 Back ← 3333
 Marker (B)
 Judge (J)

Your pattern is complete you are dismissed.

Color Horse, Junior & Senior SMS (Western & English)

Be ready before and facing A.

1. Walk to A.
2. Stop and perform a 1/4 turn.
3. Trot in a half circle and halfway to Judge.
4. Stop and perform a 360 turn.
5. Back approximately one horse length.
6. Walk to judge and set up for inspection.
7. When dismissed, perform a 1/4 turn and walk straight away from Judge.

Walk -----
 Trot -----
 Back ← 3333
 Marker (B)
 Judge (J)

Your pattern is complete you are dismissed.

Small Fry SMS (Western & English)

Be ready before and facing A.

1. Walk to A.
2. Stop and perform a 1/4 turn.
3. Trot in a half circle and halfway to Judge..
4. Walk to judge and set up for inspection.
5. When dismissed, perform a 1/4 turn and walk straight away from Judge.

Walk -----
 Trot -----
 Back ← 3333
 Marker (B)
 Judge (J)

Your pattern is complete you are dismissed.

Junior Novice & Adult Novice SMS (Western & English)

Be ready before and facing A.

1. Walk to A.
2. Stop and perform a 1/4 turn.
3. Trot in a half circle and halfway to Judge.
4. Stop and perform a full (360 degree) turn.
5. Walk to judge and set up for inspection.
6. When dismissed, perform a 1/4 turn and walk straight away from Judge.

Walk -----
 Trot -----
 Back ← 3333
 Marker (B)
 Judge (J)

Your pattern is complete you are dismissed.

Small Fry Pattern HMS

Be ready with your horse's tail at A.

1. When acknowledged, jog half circle to B.
2. Extend jog, half circle right until even with B.
3. Resume normal jog to C.
4. Stop and back one horse length.

Your pattern is complete you are dismissed.

Walk	-----
Jog	-----
Extended Jog	-----
Lope	-----
Lead Change	
Back	
Marker	ⓑ

Open Western Pattern HMS

Be ready with your horse's tail at A.

1. When acknowledged, perform a 360 degree turn to the right.
2. Jog a half circle to B.
3. Lope left lead quarter circle and perform a simple lead change.
4. Continue on the right lead until in line with B.
5. Break to the extended jog to C.
6. Stop and back one horse length at C.
7. Jog a square corner and to exit as shown.

Your pattern is complete you are dismissed.

Walk	-----
Jog	-----
Extended Jog	-----
Lope	-----
Lead Change	
Back	
Marker	ⓑ

Color Horse Pattern HMS Junior Western Pattern HMS Senior Western Pattern HMS

Be ready with horse's tail at A.

1. When acknowledged, jog a half circle to B.
2. Lope left lead quarter circle and perform a simple lead change.
3. Continue on the right lead until in line with B.
4. Break to the extended jog to C.
5. Stop and back one horse length at C.
6. Jog a square corner and to exit as shown.

Your pattern is complete you are dismissed.

Walk	-----
Jog	-----
Extended Jog	-----
Lope	-----
Lead Change	
Back	
Marker	ⓑ

Junior Novice Pattern HMS Adult Novice Pattern HMS

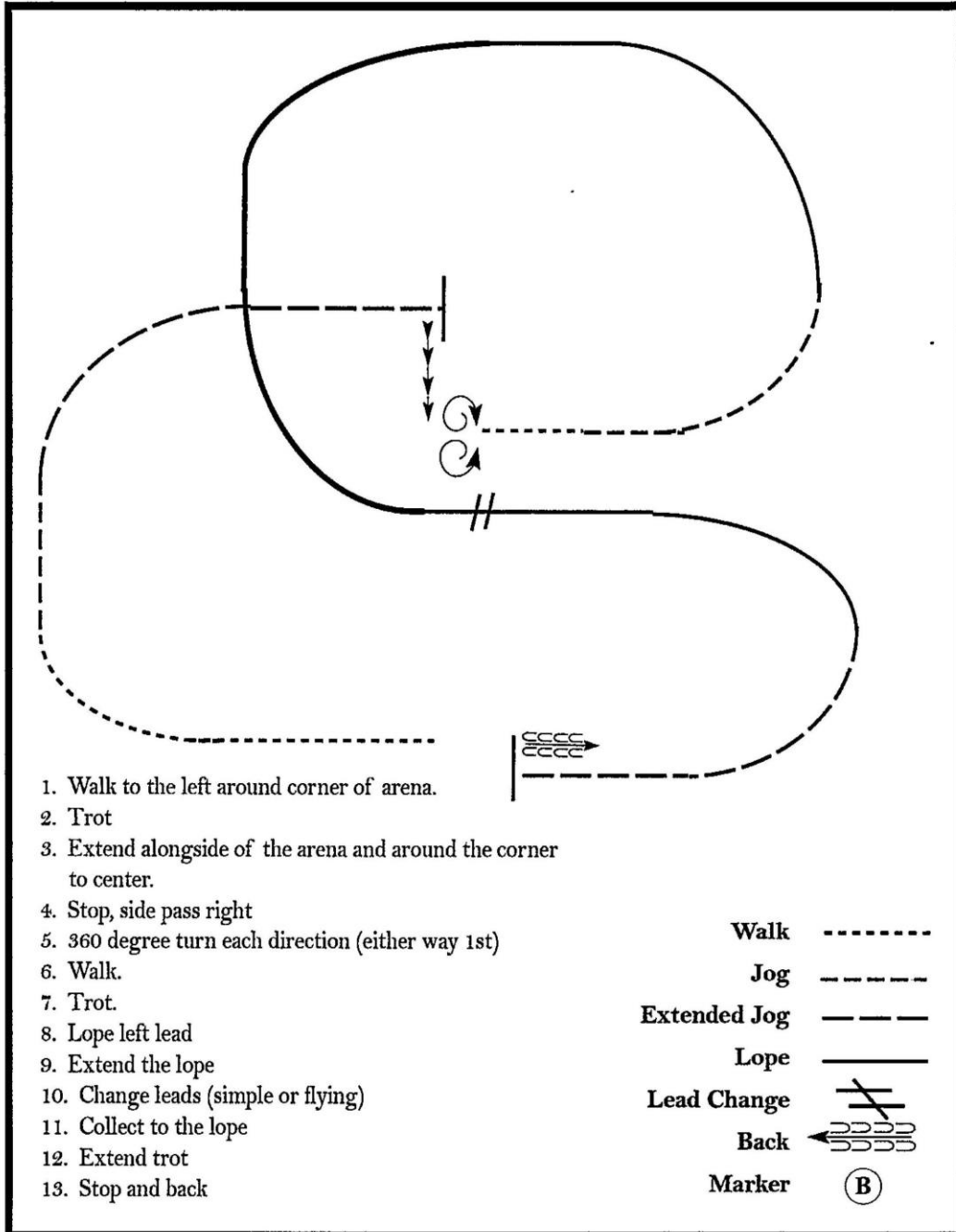
Be ready with your horse's tail at A.

1. When acknowledged, jog a half circle to B.
2. Lope right lead in a half circle until even with B.
3. Break to the jog to C.
4. Stop and back one horse length at C.
5. Jog a square corner and continue to exit as shown.

Your pattern is complete you are dismissed.

Walk	-----
Jog	-----
Extended Jog	-----
Lope	-----
Lead Change	
Back	
Marker	ⓑ

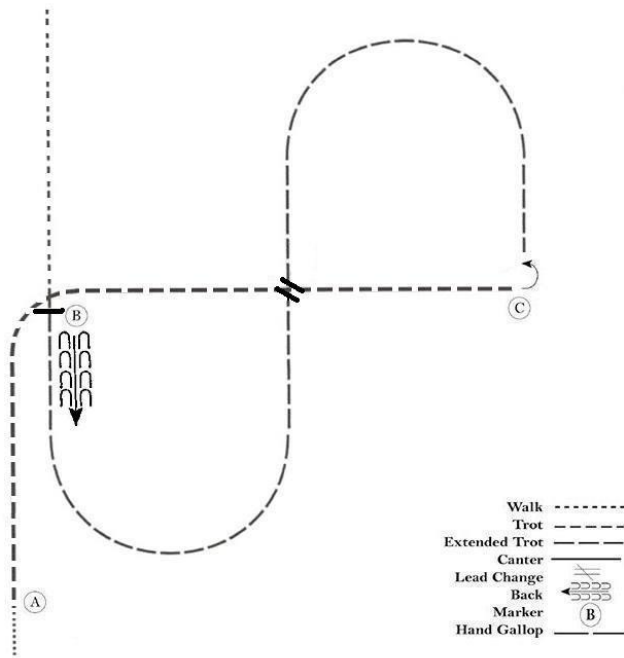
Ranch Horse Pattern



1. Walk to the left around corner of arena.
2. Trot
3. Extend alongside of the arena and around the corner to center.
4. Stop, side pass right
5. 360 degree turn each direction (either way 1st)
6. Walk.
7. Trot.
8. Lope left lead
9. Extend the lope
10. Change leads (simple or flying)
11. Collect to the lope
12. Extend trot
13. Stop and back

Walk	-----
Jog	- - - - -
Extended Jog	-----
Lope	—————
Lead Change	
Back	
Marker	ⓑ

Small Fry HSE (Pattern Only)

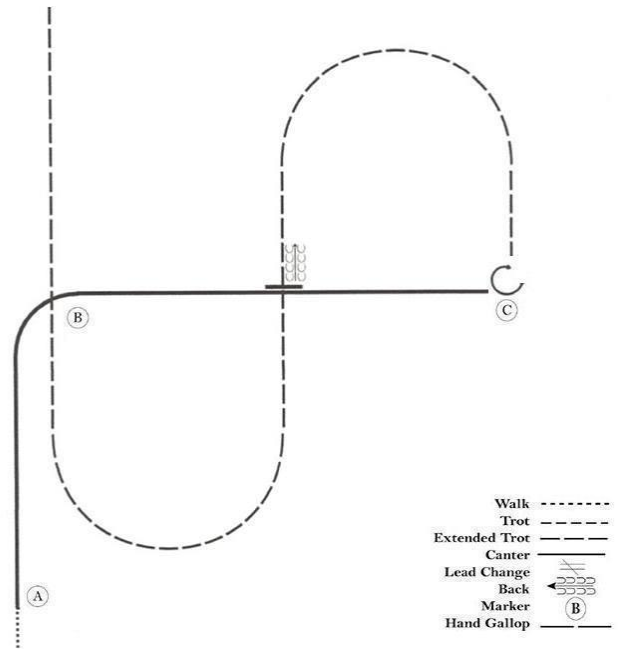


Be ready before A

1. Walk one horse length before A
2. Sitting trot around B to C.
3. Halt at C and turn 90 degrees to the left.
4. Posting trot right diagonal as shown.
5. Change diagonals midway and continue to B.
6. At B halt and back one horse length. Exit at a walk.

Your pattern is complete you are dismissed.

Open English EQ Pattern

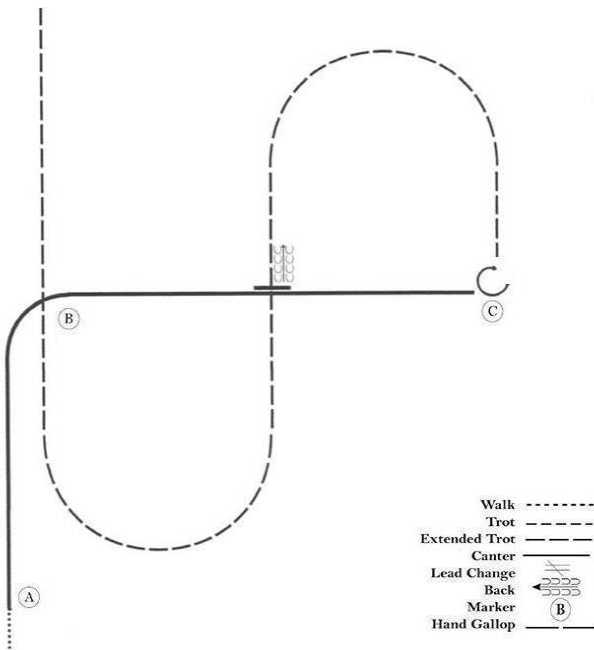


Be ready before A

1. Walk one horse length to A.
2. At A canter on right lead around B and to C.
3. Halt at C and perform a 270 degree turn on the forehand to the right.
4. Posting trot right diagonal as shown.
5. Halt between B and C and back approximately one horse length.
6. Drop irons.
7. Resume the trot on the left diagonal as shown.

Your pattern is complete you are dismissed.

Color Horse, Junior & Senior HSE (Pattern Only)

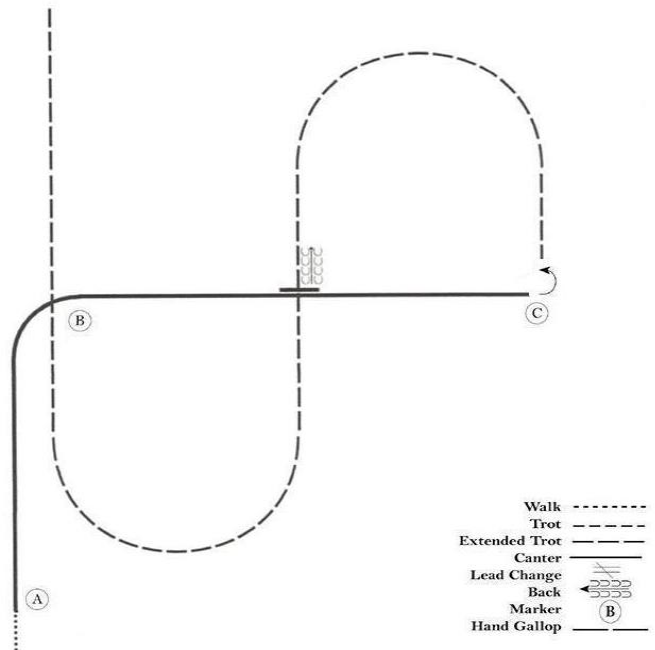


Be ready before A

1. Walk one horse length to A.
2. At A canter on right lead around B and to C.
3. Halt at C and perform a 270 degree turn on the forehand to the right.
4. Posting trot right diagonal as shown.
5. Halt between B and C and back approximately one horse length.
6. Resume the trot on the left diagonal as shown.

Your pattern is complete you are dismissed.

Junior Novice & Adult Novice HSE (Pattern Only)



Be ready before A

1. Walk one horse length to A.
2. At A canter on right lead around B and to C.
3. Halt at C and turn 90 degree to the left.
4. Posting trot right diagonal as shown.
5. Halt between B and C and back approximately one horse length.
6. Resume the trot on the left diagonal as shown.

Your pattern is complete you are dismissed.